

**Ponnaiyah Ramajayam Institute of Science &  
Technology [PRIST]**

**(Institution Deemed to Be University – U/S 3 of the  
UGC Act, 1956) Vallam, Thanjavur – 613 403, Tamil Nadu**

## **SCHOOL OF AGRICULTURE**

# **Feedback and Action Taken Report 2020-21**

### **1.4.1& 1.4.2- Feedback analysis and action taken report on Academic Year 2020-21**

The Feedback Analysis Committee of the University designs and collects feedback from its stakeholders to monitor and evaluate its performance quality on curriculum and curriculum related issues. PRIST Deemed to be University Collected online feedback relating to the satisfaction of stakeholders (Student, Alumni, Teacher Parent, Employer) towards the curriculum, teaching, Learning and evaluation. The information provided is used as important feedback for quality improvement of teaching and learning process of the institution.

**Action Taken:** The stakeholders responses were analyzed and also reported to the University authority.

#### **Academic Peer feedback:**

- On perusal of the existing syllabus the academic experts recommended to follow the existing syllabus for the upcoming academic year 2020 2021

#### **Industrial Expert feedback:**

- The industrial experts also recommended to follow the existing syllabus for the academic year 2020 - 2021

#### **Staff feedback:**

- On close examination the staff members recommended to follow the existing syllabus for the academic year 2020 2021.

#### **Students feedback:**

- The students are fine with the existing syllabus.
- The students are expecting to conduct guest lectures and coaching classes for PG Preparation.



**Parent feedback:**

- The parents are satisfied with the teaching methods of the staff members.
- The parents recommended to provide coaching classes for PG ICAR preparation and for competitive examinations

**Alumni feedback**

Feed back	Action taken	Impact
Suggestions to give more training for competitive exams	MCQs based assessments were conducted regularly for the students.	Better results in competitive exams for higher studies.

## FEEDBACK ANALYSIS

### Students Feedback Analysis Report 2020-21

**Percentage (%) of Students \* Feedback on curriculum (Fig. 1)**

Attributes	Excellent	very good	good	Fair	Poor
The sequence of the courses (subjects) in the curriculum	38%	20%	42%	0%	0%
Size of syllabus in terms of the load on the student.	28%	28%	41%	2%	1%
The objectives stated for each of the course.	31%	22%	44%	3%	0%
The offering of the electives in terms of their relevance to the specialized streams.	31%	22%	44%	3%	0%
How do you rate the electives offered in relation to the technological advancements.	33%	23%	39%	5%	0%
Content of the courses encourages extra learning / self learning.	35%	27%	28%	8%	2%
How do you rate the percentage (Number) of courses having practical components?	37%	16%	41%	6%	0%
How do you rate the domain used for Designing/performing the experiments in the laboratory.	31%	27%	34%	5%	3%

**\*64 Students participated in this feedback analysis.**



### Summary of the Students \* Feedback on curriculum

S. No	Attributes	Excellent	Very good	Good	Fair	Poor
1	The sequence of the courses (subjects) in the curriculum	25	12	27	0	0
2	Size of syllabus in terms of the load on the student.	19	18	25	1	1
3	The objectives stated for each of the course.	20	14	28	2	0
4	The offering of the electives in terms of their relevance to the specialized	20	14	28	2	0
5	How do you rate the electives offered in relation to the technological	21	15	25	3	0
6	Content of the courses encourages	26	16	19	5	2
7	How do you rate the percentage (Number) of courses having practical	24	10	25	5	0
8	How do you rate the domain used for Designing/performing the experiments	21	16	23	4	2

\* 64 numbers of students responded to this feedback questionnaire.

## Alumni Feedback Analysis Report 2020-21

**Percentage (%) of Alumni \* Feedback (Fig. 2)**

S. No	Attributes	Strongly agreed	agreed	Neutral	Disagree	Strongly Disagree
1.	Feel proud to be the student of PRIST deemed to be UNIVERSITY	16%	65%	18%	1%	0%
2.	The quality of the Program content	10%	52%	28%	0%	10%
3.	Teachers are involved inspired me to take me role models	12%	54%	32%	2%	0%
4.	The relevance of the curriculum	13%	48%	35%	4%	0%
5.	The overall development you received	10%	58%	15%	7%	10%
6.	The curriculum is skill-oriented	16%	45%	34%	5%	0%
7.	The curriculum is job oriented	15%	56%	25%	4%	0%
8.	The standard of the curriculum is on par with National/ International Institutions	5%	50%	31%	14%	0%
9.	The overall standards of the curriculum	14%	55%	31%	0%	0%
10.	Contribution to development of the college	10%	59%	24%	7%	0%

**\* In this feedback analysis 26 students participated.**



### Summary of the Alumni \* Feedback

S. No.	Attributes	Strongly agreed	Agreed	Neutral	Disagree	Strongly Disagree
1.	Feel proud to be the student of PRIST deemed to be UNIVERSITY	4	17	4	1	0
2.	The quality of the Program content	3	14	7	0	2
3.	Teachers are involved inspired me to take me role models	3	14	8	1	0
4.	The relevance of the curriculum	4	13	8	1	0
5.	The overall development you received	2	16	3	2	3
6.	The curriculum is skill-oriented	5	12	8	1	0
7.	The curriculum is job oriented	3	15	6	2	0
8.	The standard of the curriculum is on par with national / international Institutions	1	13	9	3	0
9.	The overall standards of the curriculum	4	14	8	0	0
10.	Contribution to development of the college	3	15	7	1	0

**\*26 alumni responded for this study.**



## Employer Feedback Analysis Report 2020-21

**Percentage (%) of Employer \* Feedback (Fig. 3)**

S. No	Attributes	Strongly agreed	agreed	Neutral	Disagree	Strongly Disagree
1.	Rate your opinion on the relevancy/ sufficiency of the courses meeting the industry requirements?	48%	24%	28%	0%	0%
2.	Rate the applicability of the tools/activities/ case studies presented in the curriculum facilitating more employability skills among graduates.	48%	20%	32%	0%	0%
3.	How effective is the Curriculum in developing analytical and problem-solving skills	60%	32%	8%	0%	0%
4.	Does the curriculum include value added courses/ soft skill training/ domain specific electives for enhancing constructive learning.	56%	28%	16%	0%	0%
5.	Rate the scope of the syllabus in enhancing entrepreneurship skills/ lifelong learning/ human values and ethics.	76%	16%	8%	0%	0%
6.	Curriculum reflects current trends and practices in the respective disciplines.	48%	28%	24%	0%	0%
7.	Does the curriculum effectively cover topics on fundamentals and latest technology?	44%	32%	24%	0%	0%
8.	The academic initiatives of the institution contribute towards achieving the Mission and Vision of the institution	60%	24%	16%	0%	0%
9.	Rate the proficiency of our graduates to adapt to industry requirements	48%	32%	20%	0%	0%
10.	The curriculum facilitates an overall holistic development of the student?	64%	24%	12%	0%	0%

**\*25 numbers of Employers participated in this analysis.**



### Summary of the Employer \* Feedback

S. No	Attributes	Strongly agreed	agreed	Neutral	Disagree	Strongly Disagree
1.	Rate your opinion on the relevancy/ sufficiency of the courses meeting the industry requirements?	12	6	7	0	0
2.	Rate the applicability of the tools/activities/case studies presented in the curriculum facilitating more employability skills among graduates.	12	5	8	0	0
3.	How effective is the Curriculum in developing analytical and problem-solving skills	15	8	2	0	0
4.	Does the curriculum include value added courses/ soft skill training/ domain specific electives for enhancing constructive learning	14	7	4	0	0
5.	Rate the scope of the syllabus in enhancing entrepreneurship skills/ lifelong learning/ human values and ethics.	19	4	2	0	0
6.	Curriculum reflects current trends and practices in the respective disciplines.	12	7	6	0	0
7.	Does the curriculum effectively cover topics on fundamentals and latest technology?	11	8	6	0	0
8.	The academic initiatives of the institution contribute towards achieving the Mission and Vision of the institution	15	6	4	0	0
9.	Rate the proficiency of our graduates to adapt to industry requirements	12	8	5	0	0
10.	The curriculum facilitates an overall holistic development of the student?	16	6	3	0	0

**\* 25 employers responded for this study.**

# Parent Feedback Analysis Report 2020-21

Percentage (%) of Parent \* Feedback (Fig. 4)

S. No	Attributes	Strongly Agree	Agree	Neutral	Disagree	Strongly Disagree
1.	Faculty Approach	16%	61%	23%	0%	0%
2.	Study Environment	27%	53%	18%	2%	0%
3.	Care for Students	21%	48%	31%	0%	0%
4.	Placement Training	23%	54%	23%	0%	0%
5.	Higher Studies	27%	41%	32%	0%	0%
6.	Entrepreneurship and Start-Ups	22%	51%	22%	5%	0%
7.	Regular Monitoring about the Students	23%	57%	20%	0%	0%
8.	Financial Assistance	27%	54%	17%	2%	0%
9.	Effectiveness Delivery of the Academic Process	23%	54%	23%	0%	0%
10.	Aspects of Institution	23%	54%	23%	0%	0%

\*57 numbers of parents responded for this analysis.



### Summary of the Parent \* Feedback

S. No	Attributes	Strongly Agree	Agree	Neutral	Disagree	Strongly Disagree
1.	Faculty Approach	9	35	13	0	0
2.	Study Environment	15	30	10	2	0
3.	Care for Students	12	28	17	0	0
4.	Placement Training	13	31	13	0	0
5.	Higher Studies	15	24	18	0	0
6.	Entrepreneurship and Start-Ups	12	28	12	5	0
7.	Regular Monitoring about the Students	13	33	11	0	0
8.	Financial Assistance	15	31	11	0	0
9.	Effectiveness Delivery of the Academic Process	13	31	13	0	0
10.	Aspects of Institution	13	31	13	0	0

\*57 numbers of parents took part in this study.

## FACULTY FEEDBACK ON CURRICULUM

**Percentage (%) of Faculty \* Feedback (Fig. 5)**

S. No	Attributes	Excellent	Good	Satisfactory	Poor
1	Syllabus is suitable to the course and need based.	43%	21%	36%	0%
2	The course / syllabus has good balance between theory and application or practical.	43%	7%	50%	0%
3	The learning objectives are clear and appropriate to the program.	36%	50%	14%	0%
4	The system followed by the university for the design and development of curriculum is effective.	36%	43%	21%	0%
5	The curriculum has the potential in developing the habit of self-learning among the students.	36%	43%	21%	0%
6	The curriculum has focus on skill development.	36%	43%	21%	0%
7	The books prescribed / listed as reference materials are relevant, updated and appropriate.	43%	43%	14%	0%
8	The curriculum has been updated from time to time.	29%	57%	14%	0%
9	Is the subject / its syllabus interesting for majority of students?	34%	45%	21%	0%
10	Does the syllabus cover modern & advanced topics?	29%	57%	14%	0%

**\*14 faculties took part in this study.**




### Summary of the faculty \* Feedback

S. No	Attributes	Excellent	Good	Satisfactory	Poor
1	Syllabus is suitable to the course and need based.	6	3	5	0
2	The course / syllabus has good balance between theory and application or practical.	6	1	7	0
3	The learning objectives are clear and appropriate to the program.	5	7	2	0
4	The system followed by the university for the design and development of curriculum is effective.	5	6	3	0
5	The curriculum has the potential in developing the habit of self-learning among the students.	5	6	3	0
6	The curriculum has focus on skill development.	5	6	3	0
7	The books prescribed / listed as reference materials are relevant, updated and appropriate.	6	6	2	0
8	The curriculum has been updated from time to time.	4	8	2	0
9	Is the subject / its syllabus interesting for majority of students?	5	6	3	0
10	Does the syllabus cover modern & advanced topics?	4	8	2	0

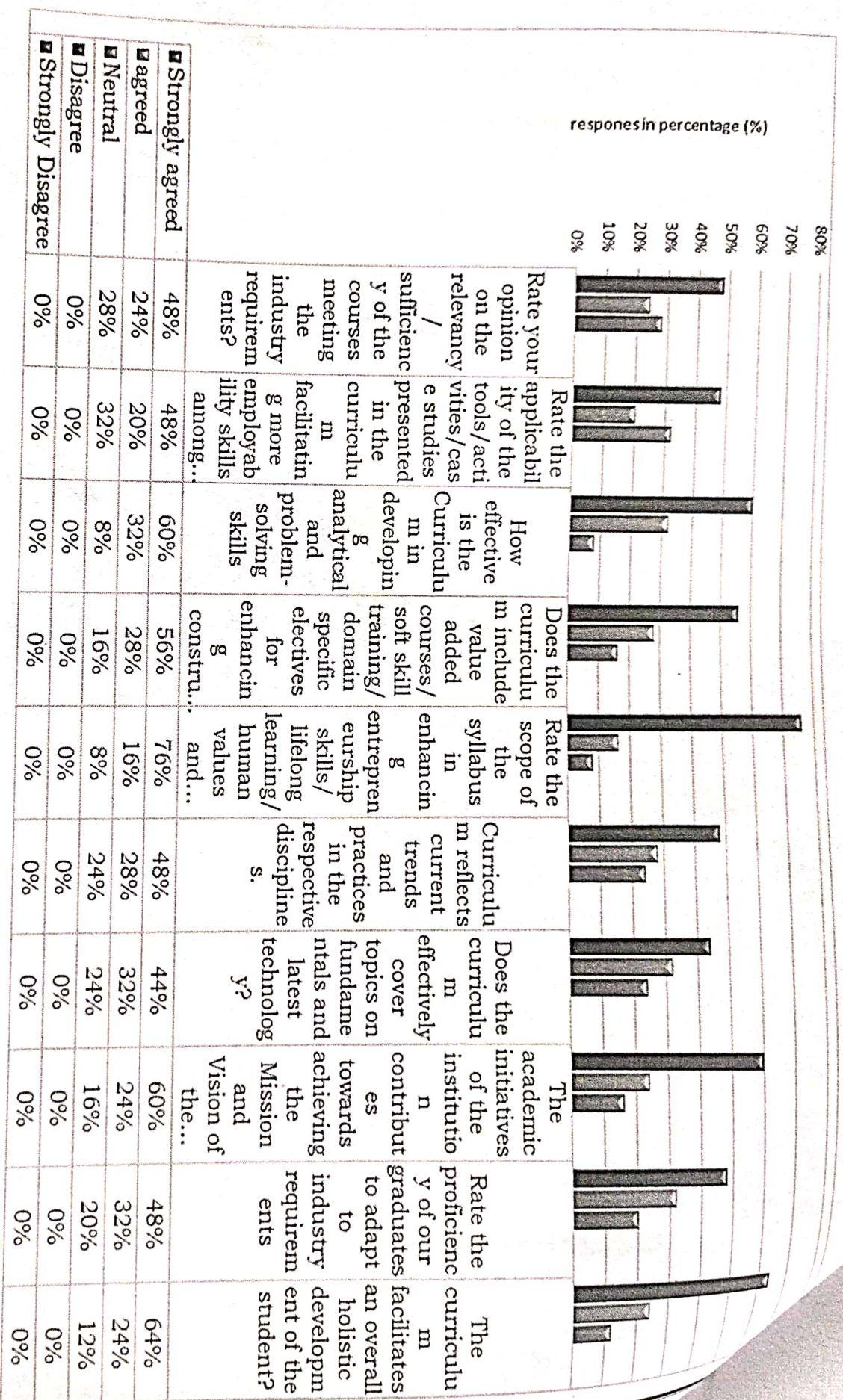
\*14 number of faculties took part in this study.

**Fig 1: Students feedback on curriculum aspect of School of Agriculture (64 response)**



**Fig 2: Alumni feedback on curriculum aspect of School of Agriculture (26 responses)**





**Fig 3: Employer feedback on curriculum aspect of School of Agriculture (25 responses)**



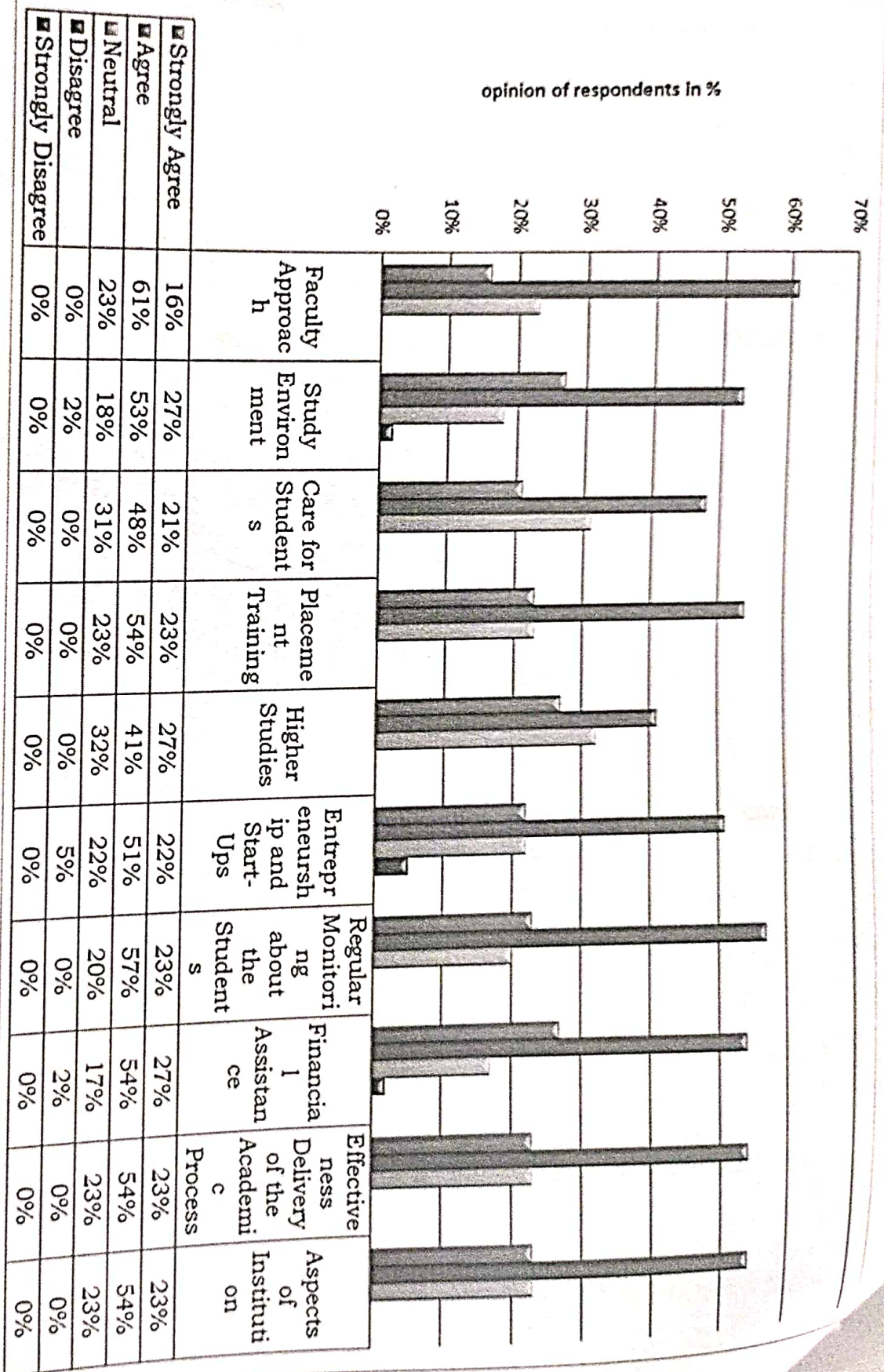


Fig 4: Parent feedback on general aspect of School of Agriculture (57 responses)






Fig 5: faculty feedback on curriculum aspect of School of Agriculture (14 responses)